

BALTO SÜGISKROSS 2017













14.10.2017, Jõulumäe Tervisepordikeskus

Korraldaja: Kelgukoerte Klubi Baltosport, Helle Kaljula










Rada: maastik. Ilm: temperatuur 1.päev 6 kraadi C, tuul 0 - 3 m/s, vihmne. 2.päev kraadi 10C, tuul 0-2- m/s, -, vahelduvalt pilves päikseline

Ajamõõtmise tehnika ja korraldus: ANTROTSENTER OÜ - Urmas Paejärvi, Ringa Neudorf, Rainer Üksvärav







Place	Number	Name	Country	Result	Losing	1'st day	Speed	2'nd day	Speed	Commests
DBM, OPEN										
1	21	Ridas Karaska		18:08,30	--	09:06,17	32.95 km/h	09:02,12	33.20 km/h	2 Day Warning 80.3.2
2	25	Dmitry Sheremet		19:13,45	+01:05	09:36,05	31.24 km/h	09:37,40	31.17 km/h	
3	24	Raimonds Kleinbergs		19:48,75	+01:40	10:09,90	29.51 km/h	09:38,85	31.09 km/h	
4	19	Lloyd Clark		21:00,98	+02:52	10:33,82	28.39 km/h	10:27,16	28.70 km/h	
5	20	Egidijus Dagilis		26:53,96	+08:45	13:01,75	23.02 km/h	13:52,21	21.62 km/h	1 Day Warning 80.3.2
6	23	Artis Šalts		28:03,78	+09:55	13:56,57	21.51 km/h	14:07,20	21.24 km/h	
DBM, RNB										
1	26	Olegas Čelpanovas		20:42,32	--	10:26,70	28.72 km/h	10:15,61	29.23 km/h	
2	28	Taivo Kangilaski		21:14,75	+00:32	10:36,77	28.26 km/h	10:37,97	28.21 km/h	
3	31	Henrikas Skibiniauskas		22:58,20	+02:15	11:38,05	25.78 km/h	11:20,14	26.46 km/h	
4	30	Kazimieras Šimkevičius		23:58,36	+03:16	11:39,16	25.74 km/h	12:19,20	24.35 km/h	
5	88	Dmitry Sheremet		24:44,65	+04:02	12:05,23	24.81 km/h	12:39,42	23.70 km/h	
6	27	Maksim Basov		26:54,60	+06:12	13:34,87	22.08 km/h	13:19,72	22.50 km/h	
7	32	Kaspars Krievs		27:51,97	+07:09	11:38,80	25.75 km/h	16:13,17	18.49 km/h	
8	33	Aleksis Merga		30:05,23	+09:22	14:00,40	21.41 km/h	16:04,83	18.65 km/h	
9	29	Vadim Smirnov		30:34,45	+09:52	15:02,32	19.94 km/h	15:32,12	19.31 km/h	
DBW, OPEN										
1	35	Ginta Elizabeth Kleinberga		18:33,98	--	09:28,63	31.65 km/h	09:05,35	33.00 km/h	
2	39	Heidi Liimatainen		20:00,98	+01:27	10:02,01	29.89 km/h	09:58,96	30.05 km/h	1 Day Warning 24.2
3	36	Ingūna Brūvere		21:36,00	+03:02	11:00,57	27.24 km/h	10:35,43	28.32 km/h	
4	38	Sarmīte Linde		21:43,23	+03:09	11:03,68	27.12 km/h	10:39,55	28.14 km/h	1 Day Warning 24.2
5	34	Reet Volt		25:23,91	+06:49	12:55,19	23.22 km/h	12:28,72	24.04 km/h	
6	37	Kristīne Petrovska - Lazdiņa		27:48,77	+09:14	13:14,41	22.65 km/h	14:34,35	20.58 km/h	
7	4	Kathrin Hofmann		28:38,00	+10:04	14:37,15	20.52 km/h	14:00,85	21.40 km/h	
DBW, RNB										
1	40	Evgeniya Bogdanova		22:27,40	--	11:19,48	26.49 km/h	11:07,91	26.94 km/h	
2	48	Evija Ziediņa		24:52,41	+02:25	12:05,34	24.81 km/h	12:47,07	23.46 km/h	
3	46	Jūlija Osipova		25:47,35	+03:19	12:48,33	23.42 km/h	12:59,02	23.10 km/h	
4	45	Janne Bergmann		27:11,07	+04:43	13:30,39	22.21 km/h	13:40,67	21.93 km/h	
5	47	Alice Lindlo		28:00,47	+05:33	13:44,80	21.82 km/h	14:15,67	21.03 km/h	
6	43	Mariia Shemiakova		28:29,30	+06:01	14:17,91	20.98 km/h	14:11,39	21.14 km/h	
7	44	Hiie Laimets		28:33,13	+06:05	14:32,25	20.63 km/h	14:00,88	21.40 km/h	
8	42	Elīna Klindžāne		29:31,49	+07:04	14:17,60	20.98 km/h	15:13,89	19.69 km/h	
9	41	Erle Hermann		30:27,08	+07:59	15:15,21	19.66 km/h	15:11,86	19.73 km/h	
10	49	Eurika Andziulaitienė		31:49,82	+09:22	15:12,55	19.72 km/h	16:37,27	18.04 km/h	
11	89	Anita Reine		34:23,48	+11:56	15:40,70	19.13 km/h	18:42,77	16.03 km/h	
12	90	Sarmīte Linde		35:44,38	+13:16	16:02,03	18.71 km/h	19:42,35	15.22 km/h	
DCM										
1	77	Bogdan Karpovic		31:45,42	--	15:26,33	19.43 km/h	16:19,09	18.38 km/h	
2	75	Aigar Kuus		33:04,73	+01:19	16:27,70	18.22 km/h	16:37,02	18.05 km/h	
3	87	Henek Tomson		34:18,78	+02:33	17:41,92	16.95 km/h	16:36,86	18.05 km/h	
4	74	Janar Pähn		35:34,56	+03:49	17:31,76	17.11 km/h	18:02,80	16.62 km/h	

Place	Number	Name	Country	Result	Losing	1'st day	Speed	2'nd day	Speed	Comments
5	83	Raul Reiljan		37:17,09	+05:31	18:53,42	15.88 km/h	18:23,66	16.30 km/h	
6	73	Edmunds Melkerts		38:38,34	+06:52	18:48,41	15.95 km/h	19:49,93	15.12 km/h	
7	78	Lloyd Clark		40:18,93	+08:33	19:41,66	15.23 km/h	20:37,26	14.54 km/h	
8	81	Egons Ansbergs		40:58,32	+09:12	20:09,45	14.88 km/h	20:48,86	14.41 km/h	
9	80	Kalmer Vaakmann		41:30,74	+09:45	19:48,36	15.14 km/h	21:42,38	13.82 km/h	
10	76	Andrejs Osipovs		41:56,97	+10:11	20:45,77	14.44 km/h	21:11,20	14.15 km/h	
11	85	Mariusz Kostrzewa		43:07,64	+11:22	21:10,72	14.16 km/h	21:56,92	13.66 km/h	
12	82	Rasmus Rändmets		45:03,29	+13:17	22:43,73	13.19 km/h	22:19,56	13.43 km/h	
13	84	Mikk Edur		46:17,98	+14:32	22:35,57	13.27 km/h	23:42,41	12.65 km/h	
14	86	Konrad Wysocki		50:16,14	+18:30	25:07,00	11.94 km/h	25:09,14	11.92 km/h	




DCW, Elite

1	50	Dace Almane		32:57,84	--	16:22,10	18.32 km/h	16:35,74	18.07 km/h	
2	98	Viltė Šokaitytė		33:43,87	+00:46	17:00,17	17.64 km/h	16:43,70	17.93 km/h	
3	57	Evija REINE		40:42,00	+07:44	19:57,10	15.03 km/h	20:44,89	14.45 km/h	
4	53	Chrisse Soome		42:21,41	+09:23	21:26,62	13.99 km/h	20:54,78	14.34 km/h	
5	56	Monika Venytė		42:24,12	+09:26	21:00,97	14.27 km/h	21:23,15	14.02 km/h	
6	55	Ieva Balode		51:21,36	+18:23	25:15,38	11.87 km/h	26:05,98	11.49 km/h	
7	54	Regīna Kārklīņa		53:05,69	+20:07	25:26,14	11.79 km/h	27:39,54	10.84 km/h	1 Day Warning 15.2
8	51	Kristiina Vārs		53:06,36	+20:08	26:18,76	11.40 km/h	26:47,60	11.19 km/h	
9	52	Aade Dūūna		55:16,66	+22:18	26:11,41	11.45 km/h	29:05,24	10.31 km/h	




DCW, Veteran

1	63	Rūta Šokaitienė		41:36,61	--	20:22,67	14.72 km/h	21:13,93	14.12 km/h	
2	61	Marge Nõmm		44:44,46	+03:07	22:08,64	13.54 km/h	22:35,82	13.27 km/h	
3	62	Tarja Tihula		46:09,78	+04:33	23:06,19	12.98 km/h	23:03,59	13.00 km/h	
4	60	Linda Kleinberga		52:53,02	+11:16	25:58,78	11.54 km/h	26:54,23	11.15 km/h	
5	59	Aire Härmask		55:53,08	+14:16	27:15,95	11.00 km/h	28:37,13	10.48 km/h	
6	58	Margit Dūūna		76:04,90	+34:28	38:37,72	7.76 km/h	37:27,18	8.01 km/h	









DR4

1	2	Martins Kristons		21:31,20	--	10:46,37	27.84 km/h	10:44,83	27.91 km/h	
2	1	Cezarijus Boim		27:35,74	+06:04	13:10,96	22.75 km/h	14:24,78	20.81 km/h	
3	3	Denis Sukhotin		33:09,26	+11:38	15:39,17	19.16 km/h	17:30,08	17.14 km/h	


DS1, OPEN

1	11	Alens Zvilna		21:10,19	--	10:33,11	28.43 km/h	10:37,08	28.25 km/h	
2	9	Jānis Šalts		22:49,84	+01:39	11:30,78	26.05 km/h	11:19,06	26.50 km/h	
3	10	Konrad Wysocki		27:51,96	+06:41	13:36,12	22.05 km/h	14:15,84	21.03 km/h	

DS1, RNB

1	16	Richard Pöldmaa		25:28,49	--	12:35,58	23.82 km/h	12:52,91	23.28 km/h	
2	15	Ernesta Karaškieņe		26:06,30	+00:37	12:44,99	23.52 km/h	13:21,30	22.46 km/h	
3	17	Anton Loginov		26:49,14	+01:20	13:40,97	21.92 km/h	13:08,16	22.83 km/h	
4	14	Rauno-Sten Reile		27:46,99	+02:18	13:39,87	21.95 km/h	14:07,11	21.24 km/h	
5	12	Mishin Sergei		27:57,72	+02:29	13:55,70	21.53 km/h	14:02,01	21.37 km/h	
6	8	Aivar Narusson		29:54,72	+04:26	15:03,58	19.92 km/h	14:51,14	20.19 km/h	
7	13	Mariin Kaljula		30:36,82	+05:08	14:45,59	20.32 km/h	15:51,23	18.92 km/h	
8	18	Oliver Kiho		45:23,34	+19:54	22:51,88	13.12 km/h	22:31,45	13.31 km/h	

DS2, OPEN

1	64	Artūrs Jakobsons		19:12,17	--	09:35,85	31.25 km/h	09:36,32	31.23 km/h	
---	----	------------------	---	-----------------	----	----------	------------	----------	------------	--

BALTO SÜGISKROSS 2017



Place	Number	Name	Country	Result	Losing	1'st day	Speed	2'nd day	Speed	Comments
2	66	Laine Leonova		27:58,07	+08:45	13:16,37	22.60 km/h	14:41,70	20.41 km/h	
3	67	Kathrin Hofmann		35:01,40	+15:49	16:11,44	18.52 km/h	18:49,96	15.92 km/h	
4	65	Kairi Zvirik		41:27,36	+22:15	20:01,17	14.98 km/h	21:26,18	13.99 km/h	

DS2, RNB1

1	70	Algirdas Teišerskis		21:46,35	--	11:11,39	26.80 km/h	10:34,96	28.34 km/h	
2	91	Mariin Kaljula		21:50,08	+00:03	11:06,58	27.00 km/h	10:43,50	27.97 km/h	
3	68	Jaanus Kaljula		23:00,11	+01:13	11:17,98	26.54 km/h	11:42,13	25.63 km/h	
4	71	Peep Eller		26:51,46	+05:05	13:41,28	21.91 km/h	13:10,18	22.77 km/h	
5	92	Uku Aaslav-Kaasik		26:56,53	+05:10	13:33,00	22.14 km/h	13:23,53	22.40 km/h	
6	72	Marite Ehrlich		35:05,59	+13:19	15:57,30	18.80 km/h	19:08,28	15.67 km/h	
-	69	Richard Pöldmaa		DNF		12:01,68	24.94 km/h			

DS2, RNB2

1	5	SANITA VĪKSNE		27:20,12	--	13:18,21	22.55 km/h	14:01,91	21.38 km/h	
2	94	Sanita Vīksne		27:49,12	+00:28	13:47,14	21.76 km/h	14:01,97	21.37 km/h	1 Day Warning 8.4
3	7	Diana Erikson		34:00,97	+06:40	15:45,26	19.04 km/h	18:15,71	16.42 km/h	
4	93	Marta Köbas		43:18,43	+15:58	22:30,20	13.33 km/h	20:48,22	14.42 km/h	
5	6	Raul Lubi		44:35,80	+17:15	21:08,29	14.19 km/h	23:27,51	12.78 km/h	

DCM, JUNIOR

1	95	Oliver Kiho		35:59,73	--	17:44,05	13.53 km/h	18:15,68	13.14 km/h	
---	----	-------------	--	----------	----	----------	------------	----------	------------	--

DCW, JUNIOR

1	97	Daido Brūvere		32:37,22	--	15:45,93	15.22 km/h	16:51,28	14.23 km/h	
2	96	Hanna-Liisa Sarik		41:16,46	+08:39	20:32,32	11.68 km/h	20:44,14	11.57 km/h	

DCK1





1	124	Rustis Karaska		03:33,45	--	01:48,30	19.94 km/h	01:45,15	20.54 km/h	
2	106	Jēkabs Bruiko		03:43,10	+00:09	01:53,60	19.01 km/h	01:49,50	19.72 km/h	
3	122	Randel Kruus		03:59,36	+00:25	02:00,81	17.87 km/h	01:58,55	18.21 km/h	
4	116	Sabine Krieva		04:01,67	+00:28	02:08,69	16.78 km/h	01:52,97	19.11 km/h	
5	121	Kevin Ulst		04:12,80	+00:39	02:07,26	16.97 km/h	02:05,54	17.20 km/h	
6	118	Rene Kangilaski		04:19,60	+00:46	02:12,34	16.32 km/h	02:07,25	16.97 km/h	
7	115	Ivo Kārklīņš		04:32,27	+00:58	02:26,73	14.72 km/h	02:05,53	17.20 km/h	
8	117	Weronika Solianko		04:39,34	+01:05	02:25,51	14.84 km/h	02:13,82	16.14 km/h	
9	123	Kipras Karaska		05:14,85	+01:41	02:38,71	13.60 km/h	02:36,13	13.83 km/h	
10	120	Noora Aaslav-Kaasik		05:15,21	+01:41	02:39,05	13.58 km/h	02:36,16	13.83 km/h	
11	119	Robin Pukk		05:40,22	+02:06	02:56,19	12.25 km/h	02:44,03	13.16 km/h	

DCK2

1	104	Ralfs Melkerts		03:18,32	--	01:38,69	21.88 km/h	01:39,62	21.68 km/h	
2	105	Katrīna Augustāne		03:25,73	+00:07	01:47,08	20.17 km/h	01:38,64	21.89 km/h	
3	107	Loreta Marta Mileiko		03:35,39	+00:17	01:49,95	19.64 km/h	01:45,44	20.48 km/h	
4	112	Romet Pukk		03:42,62	+00:24	01:50,49	19.54 km/h	01:52,12	19.26 km/h	
5	108	Paula Kristiāna Sīmane		03:48,51	+00:30	01:53,02	19.11 km/h	01:55,49	18.70 km/h	
6	110	Neiro Pähn		03:52,23	+00:33	02:00,04	17.99 km/h	01:52,18	19.25 km/h	
7	113	Anett Raat		03:55,52	+00:37	02:03,66	17.46 km/h	01:51,85	19.31 km/h	
8	103	Hendrik Kuus		03:57,72	+00:39	02:00,58	17.91 km/h	01:57,14	18.43 km/h	
9	114	Remi Edur		04:04,57	+00:46	01:57,71	18.34 km/h	02:06,85	17.02 km/h	
10	111	Meribel Keisi Kilu		04:27,89	+01:09	02:23,57	15.04 km/h	02:04,32	17.37 km/h	
11	109	Milda Venytė		04:36,13	+01:17	02:21,05	15.31 km/h	02:15,08	15.98 km/h	

BALTO SÜGISKROSS 2017



Place	Number	Name	Country	Result	Losing	1'st day	Speed	2'nd day	Speed	Commests
DCK3										
1	99	Ketija Augustāne		03:11,45	--	01:38,73	21.87 km/h	01:32,71	23.29 km/h	
2	100	Aleksa Čaupala		03:30,93	+00:19	01:46,67	20.24 km/h	01:44,26	20.71 km/h	
3	101	Markuss Kristians Krievs		03:35,97	+00:24	01:47,79	20.03 km/h	01:48,18	19.96 km/h	
4	102	Albert Kolga		03:36,77	+00:25	01:51,13	19.43 km/h	01:45,64	20.44 km/h	

Amount of participants: 122